



RACK FOR **INDUSTRIAL APPLICATIONS**

Industrial IP55 600x600 - Floor mounting



Description

The IP55 Industrial Series is the ideal solution for floor applications in many different fields: industrial automation and control, power distribution, industrial electronics and data transmission. Designed to guarantee a high degree of IP protection, these cabinets are recommended for use in dusty environments or even where there are substances that could become potentially harmful once installed indoors.

Technical features

The load-bearing structure composed of steel sheet profiles joined by three-way die-cast aluminum joints guarantees great strength and, moreover, allows the disassembly / assembly of the entire structure in a simple and fast way. The door can be blind or in tempered glass with revolving handle and lock with key, the locking system is on 4 points, the side and rear panels are removable by means of screws. The degree of protection is IP55 in accordance with EN 60529 guaranteed by the polyurethane foam gasket in continuous casting.

Technical Specifications

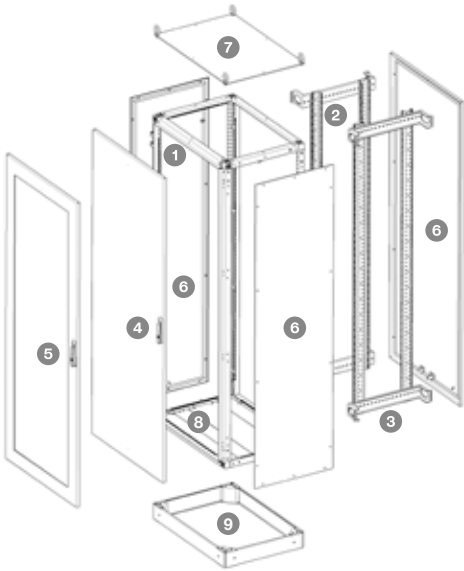
Structure	Removable by means of screws	Plinth	4 of 100 mm with closing flanges
Material	2.0 mm steel sheet	Roof	Removable by means of 1.5 mm screws
Static load	500 kg	Mounting	Floor
Rails	2 rails 19" / 2.0 mm according to IEC 60297-1-2	Color	Epoxy powders Gray Polyester RAL 7035
Blind door	1.5 mm sheet	Protection degree	IP55 according to EN 60529
Glass door	4.0 mm tempered glass according to EN 12150-2	Resistance degree	IK10 (blind) IK08 (glass) EN 62262
Side panels	Removable by 1.2 mm screws	Conformity	RoHS 2 Directive 2011/65 / EU
Rear Panel	Removable by means of 1.5 mm screws	Certification	UL 508A / CSA C22.2 No. 14-13
Base	Removable flange by means of 1.5 mm screws	Certification	CE according to EN62208
		Guarantee	2 years

subject to technical changes

Industrial IP55 600x600 - Floor mounting

Construction Drawing

- 1 Removable supporting structure
- 2 19" adjustable rails
- 3 19" rails adjustment guide
- 4 Blind door with revolving handle
- 5 Glass door with revolving handle
- 6 Removable side and rear panels
- 7 Removable roof with lifting eyebolts
- 8 Base with removable flange
- 9 Plinth with closing flange



Dimensions



Versions

Code	Description	Units	Height*	Width	Depth	Color
309158	Industrial IP55 with blind door	24	1300 mm	600 mm	600 mm	Grey, RAL 7035
309159	Industrial IP55 with blind door	34	1700 mm	600 mm	600 mm	Grey, RAL 7035
309160	Industrial IP55 with blind door	42	2100 mm	600 mm	600 mm	Grey, RAL 7035
309176	Industrial IP55 with glass door	24	1300 mm	600 mm	600 mm	Grey, RAL 7035
309177	Industrial IP55 with glass door	34	1700 mm	600 mm	600 mm	Grey, RAL 7035
309178	Industrial IP55 with glass door	42	2100 mm	600 mm	600 mm	Grey, RAL 7035

* Complete with 100 mm plinth. Other dimensions and configurations on request.

Accessories

Code	Description	Units	Width	Depth	Color
309194	19" Mounting rails (2 pcs)	24	/	/	Black, RAL 9005
309195	19" Mounting rails (2 pcs)	34	/	/	Black, RAL 9005
309196	19" Mounting rails (2 pcs)	42	/	/	Black, RAL 9005
309205	Eyebolts M12 (2 pcs)	/	/	/	/

subject to technical changes

Industrial IP55 600x800 - Floor mounting



Description

The IP55 Industrial Series is the ideal solution for floor applications in many different fields: industrial automation and control, power distribution, industrial electronics and data transmission. Designed to guarantee a high degree of IP protection, these cabinets are recommended for use in dusty environments or even where there are substances that could become potentially harmful once installed indoors.

Technical features

The load-bearing structure composed of steel sheet profiles joined by three-way die-cast aluminum joints guarantees great strength and, moreover, allows the disassembly / assembly of the entire structure in a simple and fast way. The door can be blind or in tempered glass with revolving handle and lock with key, the locking system is on 4 points, the side and rear panels are removable by means of screws. The degree of protection is IP55 in accordance with EN 60529 guaranteed by the polyurethane foam gasket in continuous casting.

Technical Specifications

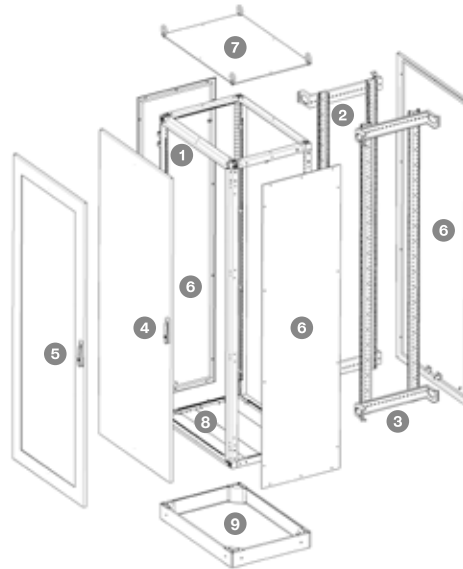
Structure	Removable by means of screws	Plinth	4 of 100 mm with closing flanges
Material	2.0 mm steel sheet	Roof	Removable by means of 1.5 mm screws
Static load	500 kg	Mounting	Floor
Rails	4 rails 19"/ 2.0 mm according to IEC 60297-1-2	Color	Epoxy powders Gray Polyester RAL 7035
Blind door	1.5 mm sheet	Protection degree	IP55 according to EN 60529
Glass door	4.0 mm tempered glass according to EN 12150-2	Resistance degree	IK10 (blind) IK08 (glass) EN 62262
Side panels	Removable by 1.2 mm screws	Conformity	RoHS 2 Directive 2011/65 / EU
Rear Panel	Removable by means of 1.5 mm screws	Certification	UL 508A / CSA C22.2 No. 14-13
Base	Removable flange by means of 1.5 mm screws	Certification	CE according to EN62208
		Guarantee	2 years

subject to technical changes

Industrial IP55 600x800 - Floor mounting

Construction Drawing

- ❶ Removable supporting structure
- ❷ 19" adjustable rails
- ❸ 19" rails adjustment guide
- ❹ Blind door with revolving handle
- ❺ Glass door with revolving handle
- ❻ Removable side and rear panels
- ❼ Removable roof with lifting eyebolts
- ❽ Base with removable flange
- ❾ Plinth with closing flange



Dimensions



Versions

Code	Description	Units	Height*	Width	Depth	Color
309161	Industrial IP55 with blind door	24	1300 mm	600 mm	800 mm	Grey, RAL 7035
309162	Industrial IP55 with blind door	34	1700 mm	600 mm	800 mm	Grey, RAL 7035
309163	Industrial IP55 with blind door	42	2100 mm	600 mm	800 mm	Grey, RAL 7035
309179	Industrial IP55 with glass door	24	1300 mm	600 mm	800 mm	Grey, RAL 7035
309180	Industrial IP55 with glass door	34	1700 mm	600 mm	800 mm	Grey, RAL 7035
309181	Industrial IP55 with glass door	42	2100 mm	600 mm	800 mm	Grey, RAL 7035

* Complete with 100 mm plinth. Other dimensions and configurations on request.

Accessories

Code	Description	Units	Width	Depth	Color
309194	19" Mounting rails (2 pcs)	24	/	/	Black, RAL 9005
309195	19" Mounting rails (2 pcs)	34	/	/	Black, RAL 9005
309196	19" Mounting rails (2 pcs)	42	/	/	Black, RAL 9005
309205	Eyebolts M12 (2 pcs)	/	/	/	/

subject to technical changes

Industrial IP55 800x600 - Floor mounting



Description

The IP55 Industrial Series is the ideal solution for floor applications in many different fields: industrial automation and control, power distribution, industrial electronics and data transmission. Designed to guarantee a high degree of IP protection, these cabinets are recommended for use in dusty environments or even where there are substances that could become potentially harmful once installed indoors.

Technical features

The load-bearing structure composed of steel sheet profiles joined by three-way die-cast aluminum joints guarantees great strength and, moreover, allows the disassembly / assembly of the entire structure in a simple and fast way. The door can be blind or in tempered glass with revolving handle and lock with key, the locking system is on 4 points, the side and rear panels are removable by means of screws. The degree of protection is IP55 in accordance with EN 60529 guaranteed by the polyurethane foam gasket in continuous casting.

Technical Specifications

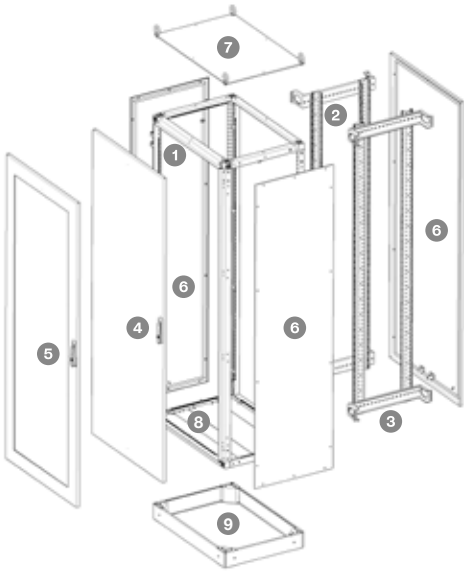
Structure	Removable by means of screws	Plinth	4 of 100 mm with closing flanges
Material	2.0 mm steel sheet	Roof	Removable by means of 1.5 mm screws
Static load	500 kg	Mounting	Floor
Rails	2 rails 19"/ 2.0 mm according to IEC 60297-1-2	Color	Epoxy powders Gray Polyester RAL 7035
Blind door	1.5 mm sheet	Protection degree	IP55 according to EN 60529
Glass door	4.0 mm tempered glass according to EN 12150-2	Resistance degree	IK10 (blind) IK08 (glass) EN 62262
Side panels	Removable by 1.2 mm screws	Conformity	RoHS 2 Directive 2011/65 / EU
Rear Panel	Removable by means of 1.5 mm screws	Certification	UL 508A / CSA C22.2 No. 14-13
Base	Removable flange by means of 1.5 mm screws	Certification	CE according to EN62208
		Guarantee	2 years

subject to technical changes

Industrial IP55 800x600 - Floor mounting

Construction Drawing

- 1 Removable supporting structure
- 2 19" adjustable rails
- 3 19" rails adjustment guide
- 4 Blind door with revolving handle
- 5 Glass door with revolving handle
- 6 Removable side and rear panels
- 7 Removable roof with lifting eyebolts
- 8 Base with removable flange
- 9 Plinth with closing flange



Dimensions



Versions

Code	Description	Units	Height*	Width	Depth	Color
309164	Industrial IP55 with blind door	24	1300 mm	800 mm	600 mm	Grey, RAL 7035
309165	Industrial IP55 with blind door	34	1700 mm	800 mm	600 mm	Grey, RAL 7035
309166	Industrial IP55 with blind door	42	2100 mm	800 mm	600 mm	Grey, RAL 7035
309182	Industrial IP55 with glass door	24	1300 mm	800 mm	600 mm	Grey, RAL 7035
309183	Industrial IP55 with glass door	34	1700 mm	800 mm	600 mm	Grey, RAL 7035
309184	Industrial IP55 with glass door	42	2100 mm	800 mm	600 mm	Grey, RAL 7035

* Complete with 100 mm plinth. Other dimensions and configurations on request.

Accessories

Code	Description	Units	Width	Depth	Color
309194	19" Mounting rails (2 pcs)	24	/	/	Black, RAL 9005
309195	19" Mounting rails (2 pcs)	34	/	/	Black, RAL 9005
309196	19" Mounting rails (2 pcs)	42	/	/	Black, RAL 9005
309205	Eyebolts M12 (2 pcs)	/	/	/	/

subject to technical changes

Industrial IP55 800x800 - Floor mounting



Description

The IP55 Industrial Series is the ideal solution for floor applications in many different fields: industrial automation and control, power distribution, industrial electronics and data transmission. Designed to guarantee a high degree of IP protection, these cabinets are recommended for use in dusty environments or even where there are substances that could become potentially harmful once installed indoors.

Technical features

The load-bearing structure composed of steel sheet profiles joined by three-way die-cast aluminum joints guarantees great strength and, moreover, allows the disassembly / assembly of the entire structure in a simple and fast way. The door can be blind or in tempered glass with revolving handle and lock with key, the locking system is on 4 points, the side and rear panels are removable by means of screws. The degree of protection is IP55 in accordance with EN 60529 guaranteed by the polyurethane foam gasket in continuous casting.

Technical Specifications

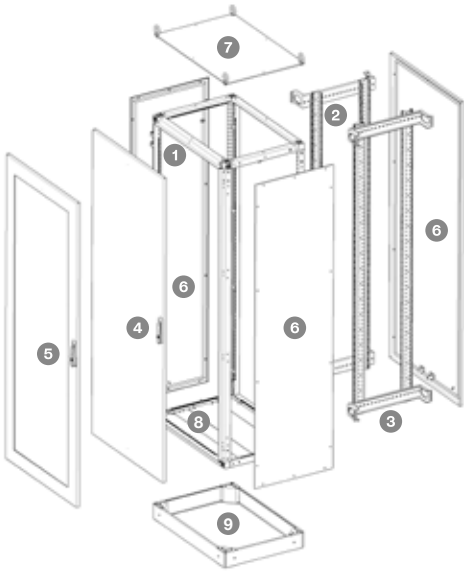
Structure	Removable by means of screws	Plinth	4 of 100 mm with closing flanges
Material	2.0 mm steel sheet	Roof	Removable by means of 1.5 mm screws
Static load	500 kg	Mounting	Floor
Rails	4 rails 19"/ 2.0 mm according to IEC 60297-1-2	Color	Epoxy powders Gray Polyester RAL 7035
Blind door	1.5 mm sheet	Protection degree	IP55 according to EN 60529
Glass door	4.0 mm tempered glass according to EN 12150-2	Resistance degree	IK10 (blind) IK08 (glass) EN 62262
Side panels	Removable by 1.2 mm screws	Conformity	RoHS 2 Directive 2011/65 / EU
Rear Panel	Removable by means of 1.5 mm screws	Certification	UL 508A / CSA C22.2 No. 14-13
Base	Removable flange by means of 1.5 mm screws	Certification	CE according to EN62208
		Guarantee	2 years

subject to technical changes

Industrial IP55 800x800 - Floor mounting

Construction Drawing

- 1 Removable supporting structure
- 2 19" adjustable rails
- 3 19" rails adjustment guide
- 4 Blind door with revolving handle
- 5 Glass door with revolving handle
- 6 Removable side and rear panels
- 7 Removable roof with lifting eyebolts
- 8 Base with removable flange
- 9 Plinth with closing flange



Dimensions



Versions

Code	Description	Units	Height*	Width	Depth	Color
309167	Industrial IP55 with blind door	24	1300 mm	800 mm	800 mm	Grey, RAL 7035
309168	Industrial IP55 with blind door	34	1700 mm	800 mm	800 mm	Grey, RAL 7035
309169	Industrial IP55 with blind door	42	2100 mm	800 mm	800 mm	Grey, RAL 7035
309185	Industrial IP55 with glass door	24	1300 mm	800 mm	800 mm	Grey, RAL 7035
309186	Industrial IP55 with glass door	34	1700 mm	800 mm	800 mm	Grey, RAL 7035
309187	Industrial IP55 with glass door	42	2100 mm	800 mm	800 mm	Grey, RAL 7035

* Complete with 100 mm plinth. Other dimensions and configurations on request.

Accessories

Code	Description	Units	Width	Depth	Color
309194	19" Mounting rails (2 pcs)	24	/	/	Black, RAL 9005
309195	19" Mounting rails (2 pcs)	34	/	/	Black, RAL 9005
309196	19" Mounting rails (2 pcs)	42	/	/	Black, RAL 9005
309205	Eyebolts M12 (2 pcs)	/	/	/	/

subject to technical changes

Industrial IP55 600x1000 - Floor mounting



Description

The IP55 Industrial Series is the ideal solution for floor applications in many different fields: industrial automation and control, power distribution, industrial electronics and data transmission. Designed to guarantee a high degree of IP protection, these cabinets are recommended for use in dusty environments or even where there are substances that could become potentially harmful once installed indoors.

Technical features

The load-bearing structure composed of steel sheet profiles joined by three-way die-cast aluminum joints guarantees great strength and, moreover, allows the disassembly / assembly of the entire structure in a simple and fast way. The door can be blind or in tempered glass with revolving handle and lock with key, the locking system is on 4 points, the side and rear panels are removable by means of screws. The degree of protection is IP55 in accordance with EN 60529 guaranteed by the polyurethane foam gasket in continuous casting.

Technical Specifications

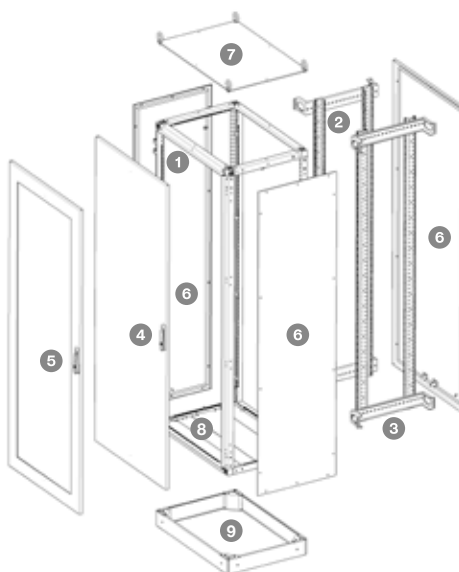
Structure	Removable by means of screws	Plinth	4 of 100 mm with closing flanges
Material	2.0 mm steel sheet	Roof	Removable by means of 1.5 mm screws
Static load	500 kg	Mounting	Floor
Rails	4 rails 19"/ 2.0 mm according to IEC 60297-1-2	Color	Epoxy powders Gray Polyester RAL 7035
Blind door	1.5 mm sheet	Protection degree	IP55 according to EN 60529
Glass door	4.0 mm tempered glass according to EN 12150-2	Resistance degree	IK10 (blind) IK08 (glass) EN 62262
Side panels	Removable by 1.2 mm screws	Conformity	RoHS 2 Directive 2011/65 / EU
Rear Panel	Removable by means of 1.5 mm screws	Certification	UL 508A / CSA C22.2 No. 14-13
Base	Removable flange by means of 1.5 mm screws	Certification	CE according to EN62208
		Guarantee	2 years

subject to technical changes

Industrial IP55 600x1000 - Floor mounting

Construction Drawing

- 1 Removable supporting structure
- 2 19" adjustable rails
- 3 19" rails adjustment guide
- 4 Blind door with revolving handle
- 5 Glass door with revolving handle
- 6 Removable side and rear panels
- 7 Removable roof with lifting eyebolts
- 8 Base with removable flange
- 9 Plinth with closing flange



Dimensions



Versions

Code	Description	Units	Height*	Width	Depth	Color
309170	Industrial IP55 with blind door	24	1300 mm	600 mm	1000 mm	Grey, RAL 7035
309171	Industrial IP55 with blind door	34	1700 mm	600 mm	1000 mm	Grey, RAL 7035
309172	Industrial IP55 with blind door	42	2100 mm	600 mm	1000 mm	Grey, RAL 7035
309188	Industrial IP55 with glass door	24	1300 mm	600 mm	1000 mm	Grey, RAL 7035
309189	Industrial IP55 with glass door	34	1700 mm	600 mm	1000 mm	Grey, RAL 7035
309190	Industrial IP55 with glass door	42	2100 mm	600 mm	1000 mm	Grey, RAL 7035

* Complete with 100 mm plinth. Other dimensions and configurations on request.

Accessories

Code	Description	Units	Width	Depth	Color
309194	19" Mounting rails (2 pcs)	24	/	/	Black, RAL 9005
309195	19" Mounting rails (2 pcs)	34	/	/	Black, RAL 9005
309196	19" Mounting rails (2 pcs)	42	/	/	Black, RAL 9005
309205	Eyebolts M12 (2 pcs)	/	/	/	/

subject to technical changes

Industrial IP55 800x1000 - Floor mounting



Description

The IP55 Industrial Series is the ideal solution for floor applications in many different fields: industrial automation and control, power distribution, industrial electronics and data transmission. Designed to guarantee a high degree of IP protection, these cabinets are recommended for use in dusty environments or even where there are substances that could become potentially harmful once installed indoors.

Technical features

The load-bearing structure composed of steel sheet profiles joined by three-way die-cast aluminum joints guarantees great strength and, moreover, allows the disassembly / assembly of the entire structure in a simple and fast way. The door can be blind or in tempered glass with revolving handle and lock with key, the locking system is on 4 points, the side and rear panels are removable by means of screws. The degree of protection is IP55 in accordance with EN 60529 guaranteed by the polyurethane foam gasket in continuous casting.

Technical Specifications

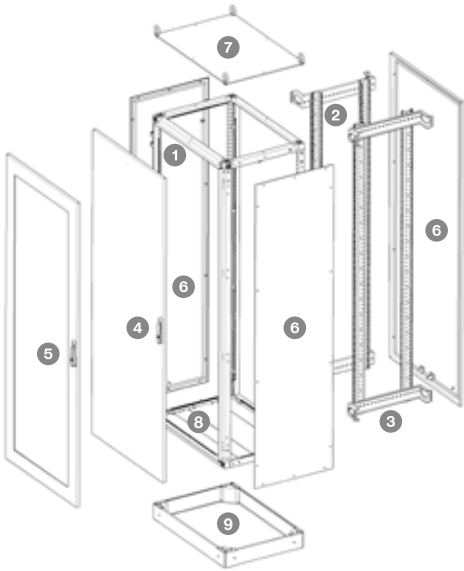
Structure	Removable by means of screws	Plinth	4 of 100 mm with closing flanges
Material	2.0 mm steel sheet	Roof	Removable by means of 1.5 mm screws
Static load	500 kg	Mounting	Floor
Rails	4 rails 19"/ 2.0 mm according to IEC 60297-1-2	Color	Epoxy powders Gray Polyester RAL 7035
Blind door	1.5 mm sheet	Protection degree	IP55 according to EN 60529
Glass door	4.0 mm tempered glass according to EN 12150-2	Resistance degree	IK10 (blind) IK08 (glass) EN 62262
Side panels	Removable by 1.2 mm screws	Conformity	RoHS 2 Directive 2011/65 / EU
Rear Panel	Removable by means of 1.5 mm screws	Certification	UL 508A / CSA C22.2 No. 14-13
Base	Removable flange by means of 1.5 mm screws	Certification	CE according to EN62208
		Guarantee	2 years

subject to technical changes

Industrial IP55 800x1000 - Floor mounting

Construction Drawing

- 1 Removable supporting structure
- 2 19" adjustable rails
- 3 19" rails adjustment guide
- 4 Blind door with revolving handle
- 5 Glass door with revolving handle
- 6 Removable side and rear panels
- 7 Removable roof with lifting eyebolts
- 8 Base with removable flange
- 9 Plinth with closing flange



Dimensions



Versions

Code	Description	Units	Height*	Width	Depth	Color
309173	Industrial IP55 with blind door	24	1300 mm	800 mm	1000 mm	Grey, RAL 7035
309174	Industrial IP55 with blind door	34	1700 mm	800 mm	1000 mm	Grey, RAL 7035
309175	Industrial IP55 with blind door	42	2100 mm	800 mm	1000 mm	Grey, RAL 7035
309191	Industrial IP55 with glass door	24	1300 mm	800 mm	1000 mm	Grey, RAL 7035
309192	Industrial IP55 with glass door	34	1700 mm	800 mm	1000 mm	Grey, RAL 7035
309193	Industrial IP55 with glass door	42	2100 mm	800 mm	1000 mm	Grey, RAL 7035

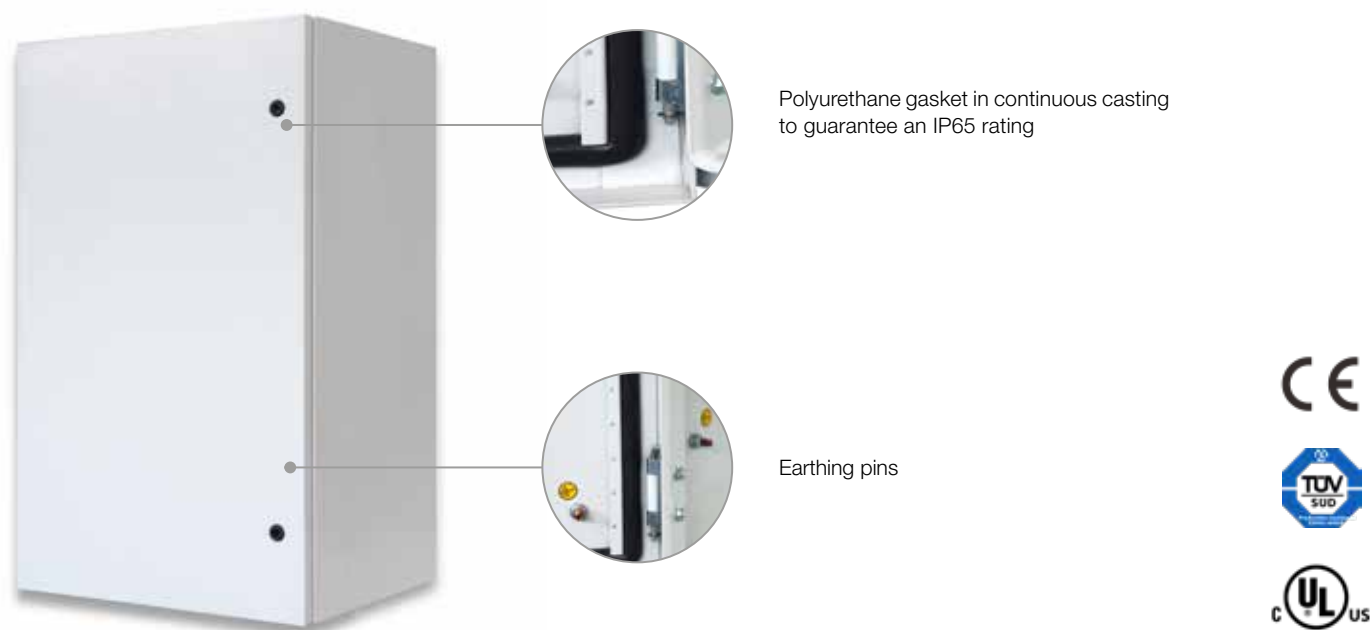
* Complete with 100 mm plinth. Other dimensions and configurations on request.

Accessories

Code	Description	Units	Width	Depth	Color
309194	19" Mounting rails (2 pcs)	24	/	/	Black, RAL 9005
309195	19" Mounting rails (2 pcs)	34	/	/	Black, RAL 9005
309196	19" Mounting rails (2 pcs)	42	/	/	Black, RAL 9005
309205	Eyebolts M12 (2 pcs)	/	/	/	/

subject to technical changes

Industrial IP65 600x400 - Wall mounting



Description

The IP65 Industrial Series is the ideal solution for floor applications in many different fields: industrial automation and control, power distribution, industrial electronics and data transmission. Designed to guarantee a high degree of IP protection, these cabinets are recommended for use in dusty environments or even where there are substances that could become potentially harmful once installed indoors.

Technical features

The monoblock structure of great strength and with a high degree of protection is welded in 1.5 mm thick steel sheet. The door can be blind or in tempered glass with two locks with double-wing fingerprint. The degree of protection is IP65 in accordance with EN 60529 guaranteed by the polyurethane foam gasket in continuous casting.

Technical Specifications

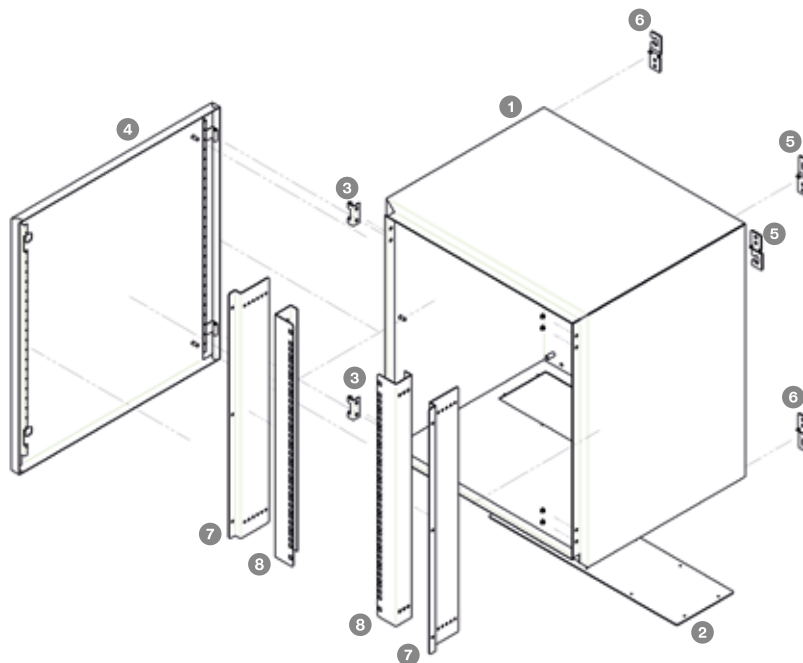
Structure	Monoblock, Welded	Mounting	Wall or pole (brackets not included)
Material	1.5 mm steel sheet	Color	Epoxy powders Gray Polyester RAL 7035
Static load	100 kg	Protection degree	IP65 according to EN 60529
Uprights	2 rails 19"/ 2.0 mm according to IEC 60297-1-2	Resistance degree	IK10 (blind) IK08 (glass) EN 62262
Blind door	1.5 mm sheet	Conformity	RoHS 2 Directive 2011/65 / EU
Glass door	4.0 mm tempered glass according to EN 12150-2	Certification	UL 508A / CSA C22.2 No. 14-13
Cable entry	Base with flange removable from the outside	Certification	CE according to EN62208
		Guarantee	2 years

subject to technical changes

Industrial IP65 600x400 - Wall mounting

Construction Drawing

- 1 Welded monobloc case
- 2 Bottom flange
- 3 Hinge
- 4 Blind or glass door
- 5 Bracket for wall mounting
- 6 Bracket for wall mounting
- 7 19" rails support
- 8 19" rails



Versions

Code	Description	Units	Height	Width	Depth	Color
309243	Industrial IP65 with blind door	9	500 mm	600 mm	400 mm	Grey, RAL 7035
309244	Industrial IP65 with blind door	12	650 mm	600 mm	400 mm	Grey, RAL 7035
309245	Industrial IP65 with blind door	16	850 mm	600 mm	400 mm	Grey, RAL 7035
309246	Industrial IP65 with glass door	9	500 mm	600 mm	400 mm	Grey, RAL 7035
309247	Industrial IP65 with glass door	12	650 mm	600 mm	400 mm	Grey, RAL 7035
309248	Industrial IP65 with glass door	16	850 mm	600 mm	400 mm	Grey, RAL 7035

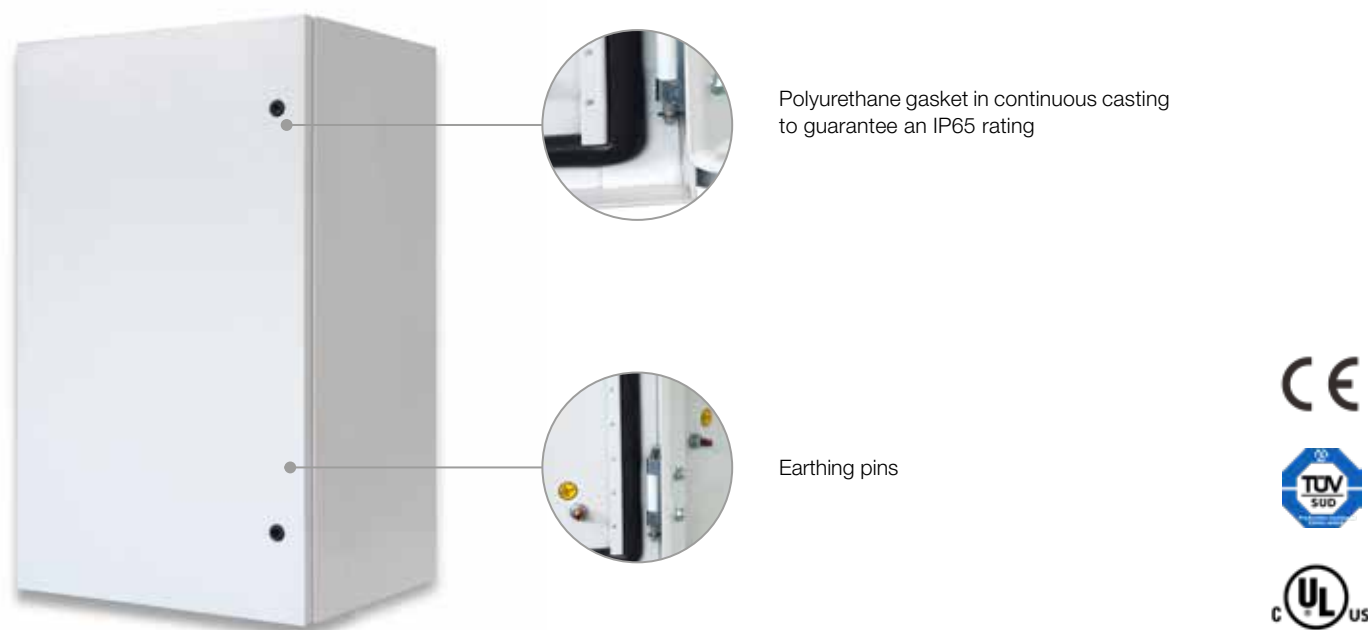
Other dimensions and configurations on request.

Accessories

Code	Description	Units	Width	Depth	Color
309277	2 rails 19"	9	/	/	Black, RAL 9005
309278	2 rails 19"	12	/	/	Black, RAL 9005
309279	2 rails 19"	16	/	/	Black, RAL 9005
309249	Rain protection roof	/	/	/	Grey, RAL 7035
309263	Wall fixing brackets (pack of 4)	/	/	/	Galvanized
309256	Pole fixing kit	/	/	/	Galvanized

subject to technical changes

Industrial IP65 600x500 - Wall mounting



Description

The IP65 Industrial Series is the ideal solution for floor applications in many different fields: industrial automation and control, power distribution, industrial electronics and data transmission. Designed to guarantee a high degree of IP protection, these cabinets are recommended for use in dusty environments or even where there are substances that could become potentially harmful once installed indoors.

Technical features

The monoblock structure of great strength and with a high degree of protection is welded in 1.5 mm thick steel sheet. The door can be blind or in tempered glass with two locks with double-wing fingerprint. The degree of protection is IP65 in accordance with EN 60529 guaranteed by the polyurethane foam gasket in continuous casting.

Technical Specifications

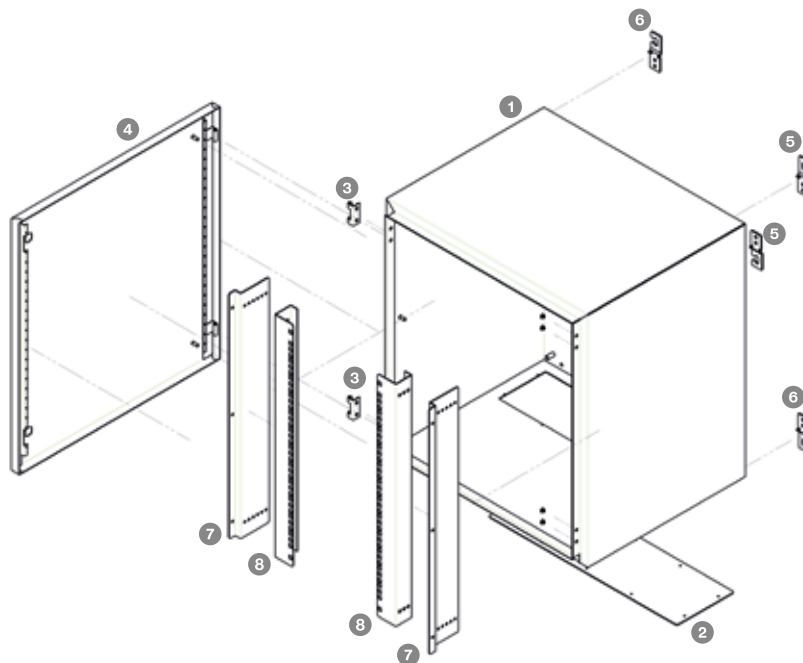
Structure	Monoblock, Welded	Mounting	Wall or pole (brackets not included)
Material	1.5 mm steel sheet	Color	Epoxy powders Gray Polyester RAL 7035
Static load	100 kg	Protection degree	IP65 according to EN 60529
Uprights	2 rails 19"/ 2.0 mm according to IEC 60297-1-2	Resistance degree	IK10 (blind) IK08 (glass) EN 62262
Blind door	1.5 mm sheet	Conformity	RoHS 2 Directive 2011/65 / EU
Glass door	4.0 mm tempered glass according to EN 12150-2	Certification	UL 508A / CSA C22.2 No. 14-13
Cable entry	Base with flange removable from the outside	Certification	CE according to EN62208
		Guarantee	2 years

subject to technical changes

Industrial IP65 600x500 - Wall mounting

Construction Drawing

- 1 Welded monobloc case
- 2 Bottom flange
- 3 Hinge
- 4 Blind or glass door
- 5 Bracket for wall mounting
- 6 Bracket for wall mounting
- 7 19" rails support
- 8 19" rails



Versions

Code	Description	Units	Height	Width	Depth	Color
309250	Industrial IP65 with blind door	9	500 mm	600 mm	500 mm	Grey, RAL 7035
309251	Industrial IP65 with blind door	12	650 mm	600 mm	500 mm	Grey, RAL 7035
309252	Industrial IP65 with blind door	16	850 mm	600 mm	500 mm	Grey, RAL 7035
309253	Industrial IP65 with glass door	9	500 mm	600 mm	500 mm	Grey, RAL 7035
309254	Industrial IP65 with glass door	12	650 mm	600 mm	500 mm	Grey, RAL 7035
309255	Industrial IP65 with glass door	16	850 mm	600 mm	500 mm	Grey, RAL 7035

Other dimensions and configurations on request.

Accessories

Code	Description	Units	Width	Depth	Color
309277	2 rails 19"	9	/	/	Black, RAL 9005
309278	2 rails 19"	12	/	/	Black, RAL 9005
309279	2 rails 19"	16	/	/	Black, RAL 9005
309249	Rain protection roof	/	/	/	Grey, RAL 7035
309263	Wall fixing brackets (pack of 4)	/	/	/	Galvanized
309256	Pole fixing kit	/	/	/	Galvanized

subject to technical changes

Industrial IP65 600x600 - Wall mounting



Description

The IP65 Industrial Series is the ideal solution for floor applications in many different fields: industrial automation and control, power distribution, industrial electronics and data transmission. Designed to guarantee a high degree of IP protection, these cabinets are recommended for use in dusty environments or even where there are substances that could become potentially harmful once installed indoors.

Technical features

The monoblock structure of great strength and with a high degree of protection is welded in 1.5 mm thick steel sheet. The door can be blind or in tempered glass with two locks with double-wing fingerprint. The degree of protection is IP65 in accordance with EN 60529 guaranteed by the polyurethane foam gasket in continuous casting.

Technical Specifications

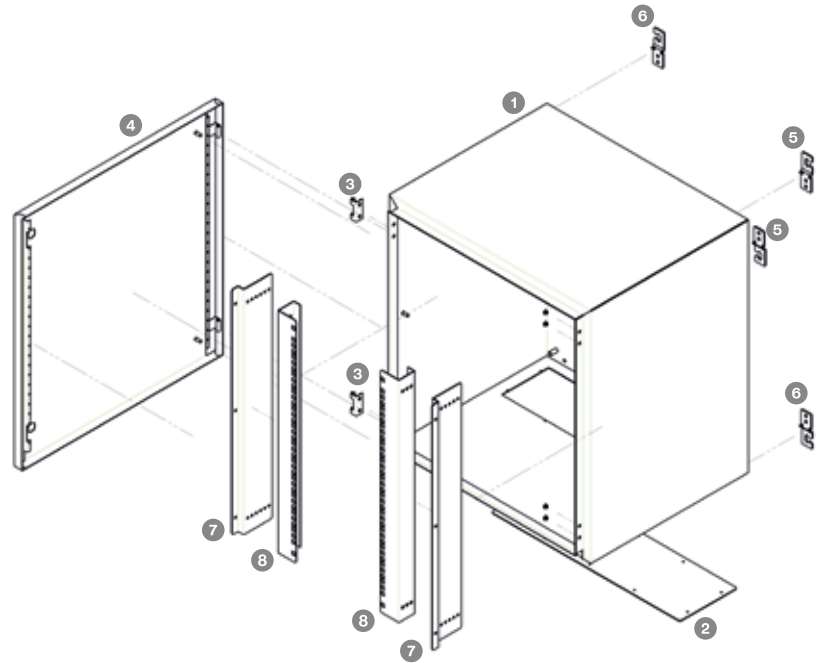
Structure	Monoblock, Welded	Mounting	Wall or pole (brackets not included)
Material	1.5 mm steel sheet	Color	Epoxy powders Gray Polyester RAL 7035
Static load	100 kg	Protection degree	IP65 according to EN 60529
Uprights	2 rails 19"/ 2.0 mm according to IEC 60297-1-2	Resistance degree	IK10 (blind) IK08 (glass) EN 62262
Blind door	1.5 mm sheet	Conformity	RoHS 2 Directive 2011/65 / EU
Glass door	4.0 mm tempered glass according to EN 12150-2	Certification	UL 508A / CSA C22.2 No. 14-13
Cable entry	Base with flange removable from the outside	Certification	CE according to EN62208
		Guarantee	2 years

subject to technical changes

Industrial IP65 600x600 - Wall mounting

Construction Drawing

- 1 Welded monobloc case
- 2 Bottom flange
- 3 Hinge
- 4 Blind or glass door
- 5 Bracket for wall mounting
- 6 Bracket for wall mounting
- 7 19" rails support
- 8 19" rails



Versions

Code	Description	Units	Height	Width	Depth	Color
309257	Industrial IP65 with blind door	9	500 mm	600 mm	600 mm	Grey, RAL 7035
309258	Industrial IP65 with blind door	12	650 mm	600 mm	600 mm	Grey, RAL 7035
309259	Industrial IP65 with blind door	16	850 mm	600 mm	600 mm	Grey, RAL 7035
309260	Industrial IP65 with glass door	9	500 mm	600 mm	600 mm	Grey, RAL 7035
309261	Industrial IP65 with glass door	12	650 mm	600 mm	600 mm	Grey, RAL 7035
309262	Industrial IP65 with glass door	16	850 mm	600 mm	600 mm	Grey, RAL 7035

Other dimensions and configurations on request.

Accessories

Code	Description	Units	Width	Depth	Color
309277	2 rails 19"	9	/	/	Black, RAL 9005
309278	2 rails 19"	12	/	/	Black, RAL 9005
309279	2 rails 19"	16	/	/	Black, RAL 9005
309249	Rain protection roof	/	/	/	Grey, RAL 7035
309263	Wall fixing brackets (pack of 4)	/	/	/	Galvanized
309256	Pole fixing kit	/	/	/	Galvanized

subject to technical changes