


RS Èlite 4DC Free-Standing Cabinet 600x1200



Description

The RS Èlite 4DC cabinets, manufactured in Italy using high-quality materials, deliver high load-bearing capacity, improved ventilation, and enhanced security to protect equipment in IT infrastructures, Data Centers, and Artificial Intelligence (AI) applications. Available in multiple widths and depths, these cabinets ensure that installations are ready to meet future increases in processing demand. When integrated with ITCage CAC or HAC containment islands, the RS Èlite 4DC cabinets are the ideal solution for generative AI workloads across Enterprise, Data Center, Colocation, and Hyperscale environments.

Features

The load-bearing frame is constructed using 2.0 mm steel vertical and horizontal profiles, assembled with four 3.0 mm steel joints, ensuring high robustness and load capacity. At each end, 4.0 mm steel plates provide additional structural support and allow the installation of castors and adjustable leveling feet. The roof is removable and features cable entry points on both sides, equipped with brushes and a rear access hatch. The front and rear doors are mounted on three quick-release hinges and open to 180°. Ventilation is ensured by an 80% perforated grille, made with 9.2 mm hexagonal honeycomb holes, optimizing airflow and enabling more effective cooling inside the rack cabinet.

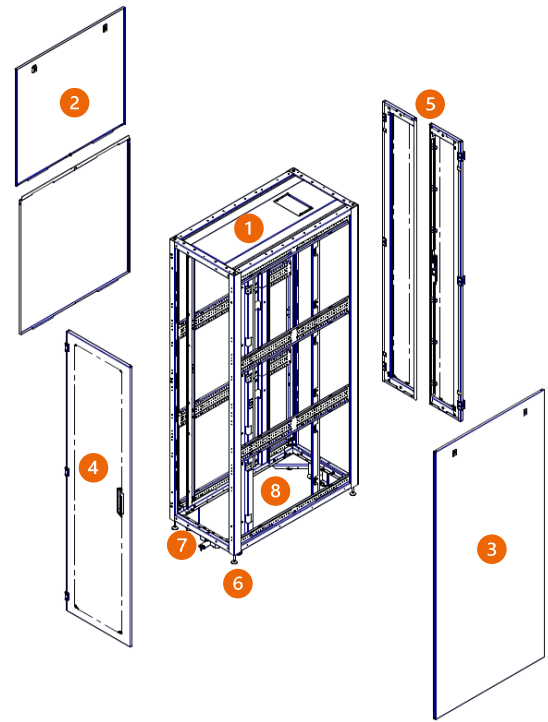
Technical Features

| | | | |
|---------------------------|---|--------------------------|--|
| Frame | Modular and disassemble | Side panel | Removable panels with sliding-lock system (key-lock option available), 1.0 mm thick |
| Material | Steel sheet thickness 2.0mm/3.0mm/4.0mm | Bottom | Open bottom (optional closing plate with cable-entry brushes available on request) |
| Static load | 2200 kg | Top panel | Removable top panel with cable entry on both sides featuring brush inserts, plus rear inspection hatch |
| Dynamic load | 1400 kg | Protection rating | IP20 according to EN 60529 |
| 19"/ rack uprights | 4 made of 2.0 mm steel, with numbered U positions, depth-adjustable through a sliding system, compliant with EIA-310E and IEC-60297-3 | Powder coating | Epoxy powder coating, Realcoat™ HB, scratch-resistant finish |
| Front door | Single 80% perforated door with 9.2mm hexagonal holes, single-point locking | Color | Black RAL 9005 |
| Rear door | Double 80% perforated door with 9.2 mm hexagonal holes, three-point locking with espagnolette rod | Compliance | RoHS 2 Direttiva 2011/65/EU RoHS 3 Direttiva 2015/963/EU |
| Door hinges | 3 quick-release hinges with safety system, 180° opening | Warranty | 5 years |

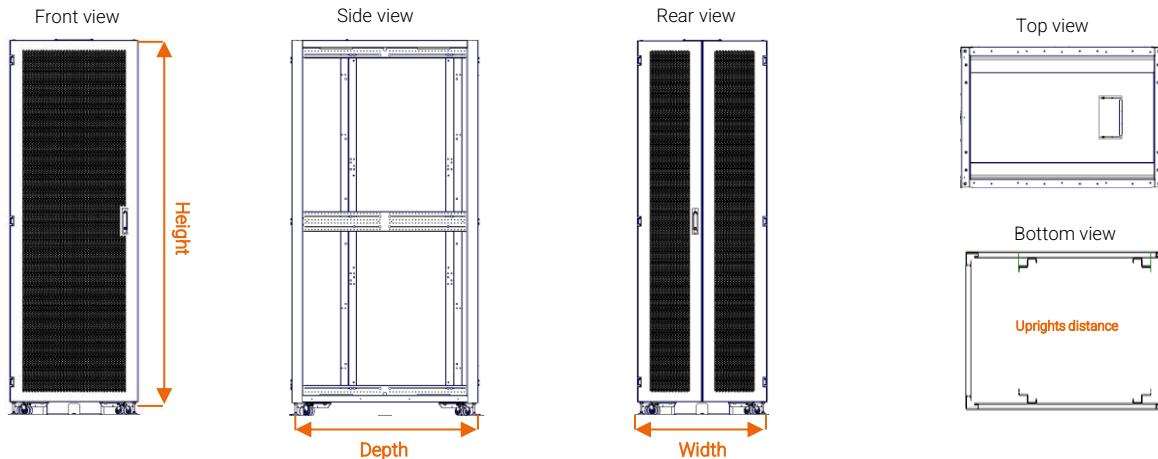
RS Élite 4DC Free-Standing Cabinet 600x1200

Construction Drawing

- 1 Removable top panel with cable entry
- 2 Two-section side panel (on request)
- 3 Single side panel
- 4 Single 80% perforated front door
- 5 Double 80% perforated rear door
- 6 Castors and leveling feet
- 7 4.0 mm bottom plates for mounting castors and adjustable leveling feet
- 8 Open bottom



Dimensions



Versions

| P/N | Description | U | Vertical U | Uprights Distance | Height | Width | Depth | Color |
|--------|--|----|------------|-------------------|---------|--------|---------|-----------------|
| 309476 | RS Élite 4DC with single front door and rear double perforated doors 80% open area | 42 | / | 750 mm | 2062 mm | 600 mm | 1200 mm | Black, RAL 9005 |
| 309477 | RS Élite 4DC with single front door and rear double perforated doors 80% open area | 48 | / | 750 mm | 2328 mm | 600 mm | 1200 mm | Black, RAL 9005 |
| 309478 | RS Élite 4DC with single front door and rear double perforated doors 80% open area | 52 | / | 750 mm | 2506 mm | 600 mm | 1200 mm | Black, RAL 9005 |

Height: includes leveling feet, H. 78 mm
Color code: 01 Grey RAL 7035, 02 White RAL 9016
Versions: other options available on request

Side panels

| P/N | Description | U | Depth | Color |
|--------|-------------------------------------|----|---------|----------------|
| 309490 | Side panel with sliding-lock system | 42 | 1200 mm | Nero, RAL 9005 |
| 309493 | Side panel with sliding-lock system | 48 | 1200 mm | Nero, RAL 9005 |
| 309496 | Side panel with sliding-lock system | 52 | 1200 mm | Nero, RAL 9005 |

Color code: 01 Grey RAL 7035, 02 White RAL 9016
Versions: other options available on request