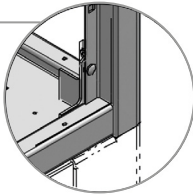


Network IP20 800x600 - Free standing



Three-way junction, guarantees exceptional robustness allowing quick and easy assembly/disassembly.



100mm plinth with closing flange (optional).

Description

The Network Series is specifically designed for use in structured cabling and networking projects. Their versatility guarantees the necessary flexibility, both in the creation of a star point and definition of distribution points necessary for the positioning of the IT equipment.

Technical features

The modular structure, is made of four (4) load-bearing, steel sheet, 2.0 mm-thick, and rounded-corner profiles, to guarantee exceptional strength. Assembly and disassembly of the complete structure is straightforward and quick. The Rack can be supplied either fully assembled or in flat-pack packaging. The front door is made of tempered glass fitted with a swivel handle lock. Side and rear panels are removable and fitted with quarter-turn lock. Upon request, side panels can be supplied with key lock.

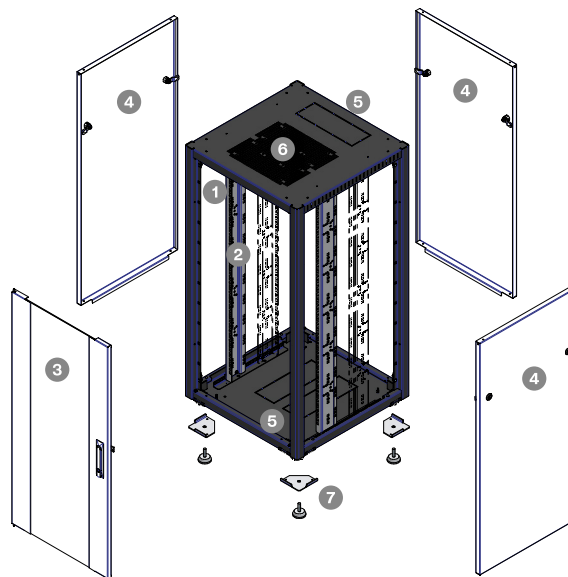
Technical Specifications

Structure	Modular and disassemblable	Levelling feet	4 pcs of M10x35 mm
Material	2.0 mm steel sheet	Cable entry	Pre-cut, base and roof (optional brush)
Static load	800 kg	Roof ventilation	Natural or forced (up to four fans)
19" Uprights	2 pcs, C=2.00 mm, 19" as per IEC 60297-1-2	Color	Epoxy powder Black RAL 9005
Front door	With 4.0 mm glass, tempered as per EN 12150-1	Protection degree	IP20 as per EN 60529
Side panels	Removable, 1.0 mm steel sheet, with ¼ turn lock	Conformity	RoHS 2 Directive 2011/65 / EU
Rear panel	Removable, 1.0 mm steel sheet, with ¼ turn lock	Warranty	2 years

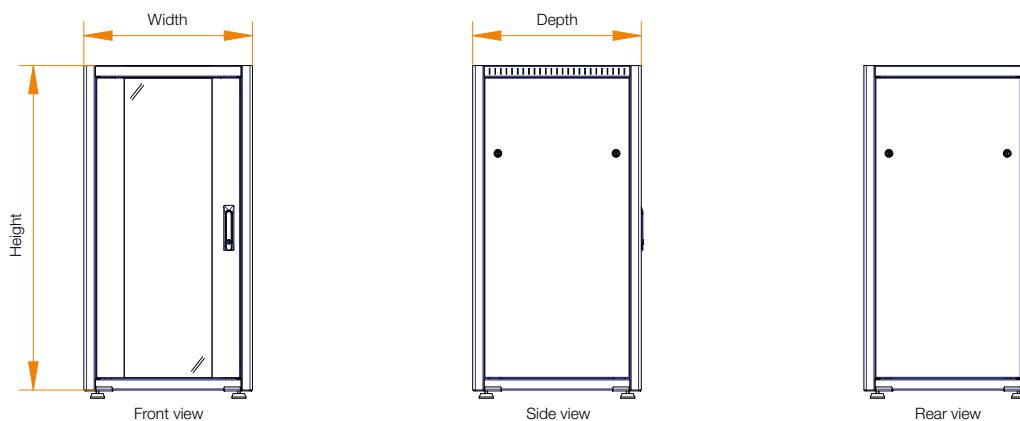
Network IP20 800x600 - Free standing

Construction Drawing

- ① Modular and disassemblable structure
- ② Depth-adjustable 19" uprights
- ③ Glass door with swivel handle
- ④ Removable side and rear panels
- ⑤ Cable entry from base and roof
- ⑥ Allows the installation of ventilation
- ⑦ Levelling feet



Dimensions



Versions

P/N	Description	Units	Height	Width	Depth	Color
309056-SZ	Network IP20 with glass door	24	1156 mm	800 mm	600 mm	Black, RAL 9005
309060-SZ	Network IP20 with glass door	34	1601 mm	800 mm	600 mm	Black, RAL 9005
309064-SZ	Network IP20 with glass door	42	1957 mm	800 mm	600 mm	Black, RAL 9005
309068-SZ	Network IP20 with glass door	48	2224 mm	800 mm	600 mm	Black, RAL 9005

Other dimensions and configurations are available on request.

Accessories

P/N	Description	Height	Width	Depth	Color
309342	Brush for the cable entry (2 pcs)	10.4 mm	50 mm	301 mm	Black, RAL 9005
309332	Plinth kit with sealing flanges	100 mm	600 mm	800 mm	Black, RAL 9005