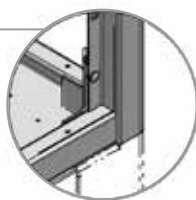


# Network IP20 800x600 - Free standing



Three-way junction, guarantees exceptional robustness allowing quick and easy assembly/disassembly.



100mm Plinth with closing flange and adjustable feet.

## Description

The Network Series is specifically designed for use in structured cabling and networking projects. Their versatility guarantees the necessary flexibility, both in the creation of a star point and definition of distribution points necessary for the positioning of the IT equipment.

## Technical features

The modular structure, is made of four (4) load-bearing, steel sheet, 2.0 mm-thick, and rounded-corner profiles, to guarantee exceptional strength. Assembly and disassembly of the complete structure is straightforward and quick. The Rack can be supplied either fully assembled or in flat-pack packaging. The front door is made of tempered glass fitted with a swivel handle lock. Side and rear panels are removable and fitted with quarter-turn lock. Upon request, side panels can be supplied with key lock.

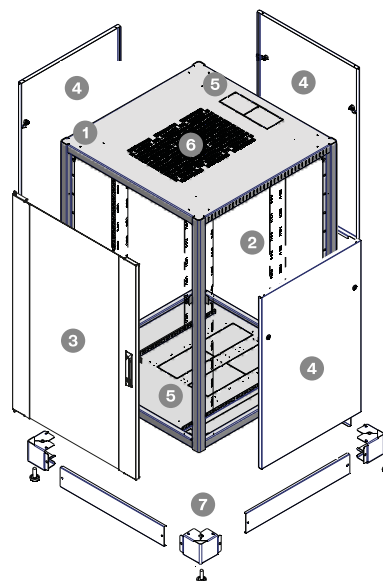
## Technical Specifications

<b>Structure</b>	Assemblable/disassemblable by means of screws	<b>Plinth</b>	4 pcs of 100 mm with closing flanges
<b>Material</b>	2.0 mm steel sheet	<b>Cable entry</b>	Pre-cut base and roof
<b>Static load</b>	800 kg	<b>Roof ventilation</b>	Natural or forced (up to six fans)
<b>19" Uprights</b>	2 pcs, t=2.0 mm, 19" as per IEC 60297-1-2	<b>Color</b>	Epoxy powder Black RAL 9005
<b>Front door</b>	With 4.0 mm glass, tempered as per EN 12150-1	<b>Protection degree</b>	IP20 as per EN 60529
<b>Side panels</b>	Removable, 1.0 mm steel sheet, with ¼ turn lock	<b>Conformity</b>	RoHS 2 Directive 2011/65 / EU
<b>Rear panel</b>	Removable, 1.0 mm steel sheet, with ¼ turn lock	<b>Warranty</b>	2 years


# Network IP20 800x600 - Free standing

## Construction Drawing

- ① Assemblable/disassemblable supporting structure
- ② Depth-adjustable 19" uprights
- ③ Glass door with swivel handle
- ④ Removable side and rear panels
- ⑤ Cable entry from base and roof
- ⑥ Allows the installation of ventilation
- ⑦ Plinth with closing flange and feet



## Dimensions



## Versions

P/N	Description	Units	Height*	Width	Depth	Color
309056	Network IP20 with glass door	24	1256 mm	800 mm	600 mm	Black, RAL 9005
309060	Network IP20 with glass door	34	1701 mm	800 mm	600 mm	Black, RAL 9005
309064	Network IP20 with glass door	42	2057 mm	800 mm	600 mm	Black, RAL 9005
309068	Network IP20 with glass door	48	2324 mm	800 mm	600 mm	Black, RAL 9005

\* Complete with 100 mm plinth. Other dimensions and configurations are available on request.

## Accessories

P/N	Description	Units	Width	Depth	Color
000050-I	19" Uprights (2 pcs)	24	/	/	Galvanized
000051-I	19" Uprights (2 pcs)	34	/	/	Galvanized
000052-I	19" Uprights (2 pcs)	42	/	/	Galvanized
000053-I	19" Uprights (2 pcs)	48	/	/	Galvanized